

## **TURNING PAGER ON**

Press and hold ■ for 2 seconds.

## **TURNING PAGER OFF**

1. Press ▲ to display the PAGER OFF prompt then press ■ and the pager will turn off.

Note that the screen will display only the time and date.

## **FUNCTION MENU**

The function menu provides access to many of your pager features through the use of symbols and prompts.

- ▲ Function Button
- Lamp Button
- Read Button

## **RECEIVING/READING MESSAGES**

1. Press ■ to read your messages.
2. Continue pressing ■ to display the message arrival time.

## **LOCK/UNLOCK MESSAGES**

1. Press ■ to scroll through the messages.
2. Press ▲ to display LOCK or UNLOCK
3. Press ■ to lock/unlock message

## **DELETING A MESSAGE**

1. To delete an unlocked message, select the message you want to delete, press ▲ until DELETE appears
2. Press ■ to delete the message

To delete a locked message you must first unlock the message.

## **DELETING ALL MESSAGES**

1. Press ▲ to scroll through the menu until DELETE ALL appears.
2. Press ■ to delete all read and unlocked messages

## **SETTING DATE AND TIME**

1. Press ▲ to scroll through the menu until DATE TIME appears.
2. Press ■ to change month
3. Press ▲ to move to the next field.
4. Complete hours, minute, and AM/PM in the same manner

## **SETTING VIBRATION/AUDIBLE ALERT**

1. Press ▲ to scroll through menu until SET ALERT appears
2. Press ■ until desired alert is selected
3. Press ▲ to select alert









## SETTING THE ALARM

1. Press ▲ to scroll through menu until SET ALARM appears
2. Press ■ to access the alarm setting mode.
3. Press ■ to choose and set desired condition
4. Press ▲ to move to the minute field
6. Continue setting hour and AM/PM in same manner

## TURNING OFF THE ALARM

1. Press ▲ to scroll through menu until SET ALARM appears
2. Press ■ to display ALARM ON
3. Press ■ again to turn off the alarm

## STATUS INDICATORS

-  Alert (Beep) On
-  Alert (Melody) On
-  Alert (Vibrate) On
-  Alarm On
-  Message Lock
-  Duplicate Message
- new* New Unread Message
-  Change Battery
-  Message longer than 12 characters